

Illinois PHCC Expo Mobile App Guide

The **Illinois PHCC Expo Mobile App from AgendaPop** is an easy and convenient way to navigate the virtual Expo on your Apple (iOS) and Android smartphones and tablets. It contains all of the event information that you'll need to make the most out of your experience.

We encourage you to download and install the app prior to the event!



1. Download the native app from the App Store or the Google Play store.

For iOS and Android devices, search the stores for “AgendaPop” — then download and install. Tap the AgendaPop icon on your device to open and type **ILPHCC** as the Organizer Code.



For an HTML5 web version (to use on a laptop, Windows phone, or Blackberry), direct your browser to:
mobile.agendapop.com/s/ilphcc/

Optional: Use a QR Reader to scan the code to download on iOS or Android.



2. Login

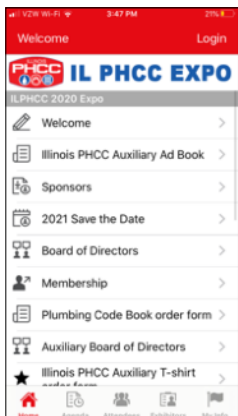
To take full advantage of the app, create an account or log in through your Facebook account.

Username: Your **email address**
 Password (if prompted): phcc

Change your password in Settings for your security.

3. Key Features

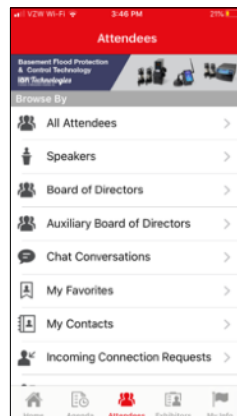
- Scroll the **Home Page** or the navigation buttons in the bottom menu to explore the event
- Navigate to the **Exhibitors** menu; find contact information, download product materials, and set up meetings.
- Tap “Agenda” to find out when **daily drawings** will be taking place — enter your name for a chance to win!
- Take **Notes** on people, sponsors, and exhibitors (View your notes on the “My Info” tab on the bottom menu bar)
- Tap “Settings” on the home page (or the “My Info” icon) to edit/update your **profile and upload your photo**




Navigate the Home Page



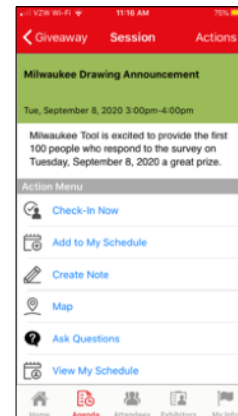
Plumbing Code Book Order Form



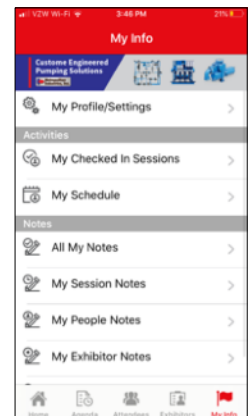
Search Attendees & Board Members



Sponsor and Exhibitor Listings



Special Drawings



Create and Save Your Notes / Downloads



App questions?
 Ask the meeting staff
 or email: help@agendapop.com



AgendaPop.com +1.703.793.4955